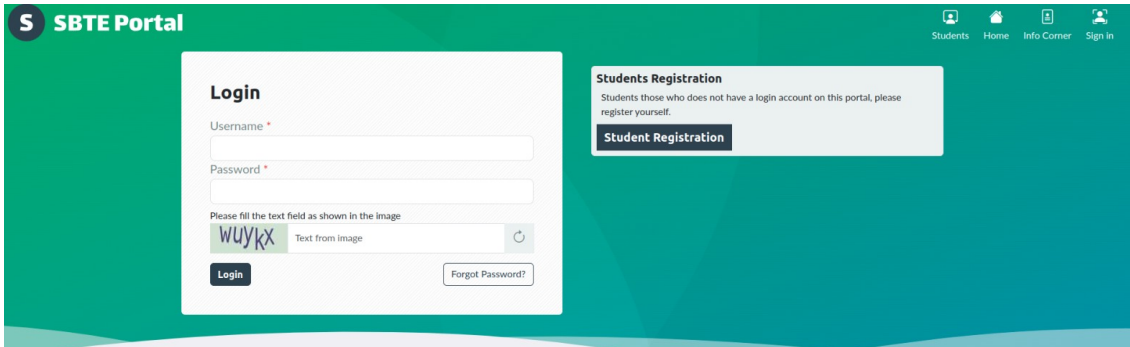


SBTE Portal and Examination Registration Revision 2010 - Mercy Chance - User Manual

1. Portal Registration

If the student is not registered in the SBTE portal before, use the following steps to complete the registration

Login to SBTE portal: <https://www.sbte.kerala.gov.in/>



SBTE Portal

Students Home Info Corner Sign In

Login

Username *

Password *

Please fill the text field as shown in the image

wuykx Text from image

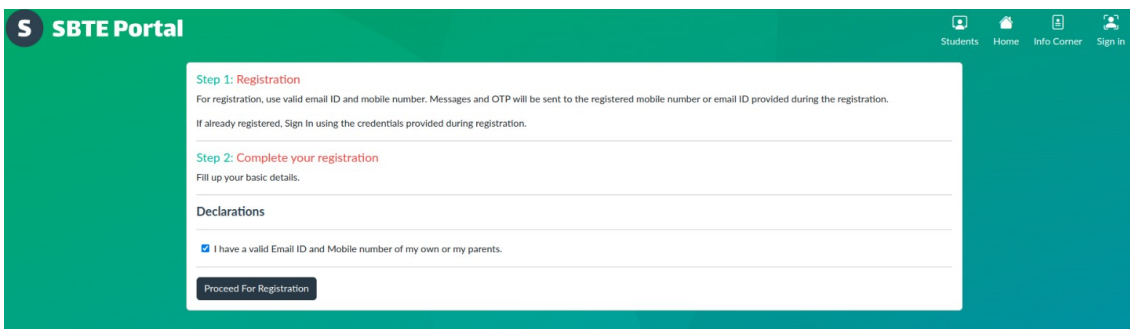
Login Forgot Password?

Students Registration

Students those who does not have a login account on this portal, please register yourself.

Student Registration

Click **Student Registration**



SBTE Portal

Students Home Info Corner Sign In

Step 1: Registration

For registration, use valid email ID and mobile number. Messages and OTP will be sent to the registered mobile number or email ID provided during the registration. If already registered, Sign In using the credentials provided during registration.

Step 2: Complete your registration

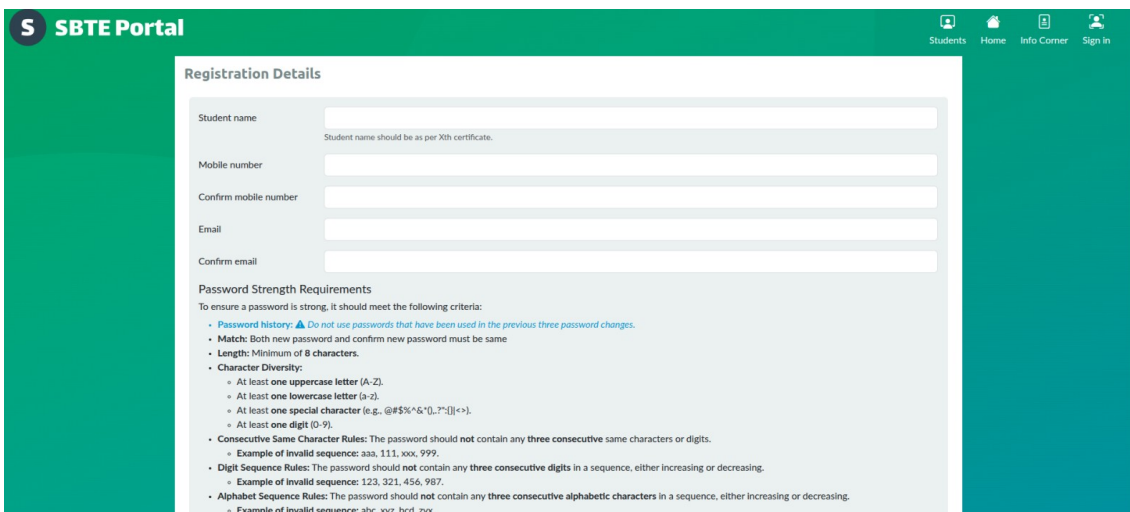
Fill up your basic details.

Declarations

I have a valid Email ID and Mobile number of my own or my parents.

Proceed For Registration

Click the check box and **Proceed for Registration**



SBTE Portal

Students Home Info Corner Sign In

Registration Details

Student name

Student name should be as per Xth certificate.

Mobile number

Confirm mobile number

Email

Confirm email

Password Strength Requirements

To ensure a password is strong, it should meet the following criteria:

- **Password history:** Do not use passwords that have been used in the previous three password changes.
- **Match:** Both new password and confirm new password must be same
- **Length:** Minimum of 8 characters.
- **Character Diversity:**
 - At least one uppercase letter (A-Z).
 - At least one lowercase letter (a-z).
 - At least one special character (e.g., @\$%^&'()*~|-~!|}|<+>).
 - At least one digit (0-9).
- **Consecutive Same Character Rules:** The password should not contain any three consecutive same characters or digits.
 - Example of invalid sequence: aaa, 111, xxx, 999.
- **Digit Sequence Rules:** The password should not contain any three consecutive digits in a sequence, either increasing or decreasing.
 - Example of invalid sequence: 123, 321, 456, 987.
- **Alphabet Sequence Rules:** The password should not contain any three consecutive alphabetic characters in a sequence, either increasing or decreasing.
 - Example of invalid sequence: abc, xyz, bcd, zyx.

Registration form with the following fields and instructions:

- Password:** [*****] (Note: Password field cannot be blank)
- Confirm password:** [*****]
- Image CAPTCHA:** Please enter the characters shown in this image. The image shows the characters "syzm" and "syzm".

Buttons: **Submit**, **Reset**

Fill in the details and click **Submit** button

S SBTE Portal

Verify your mobile

Dear [REDACTED]

Please verify your mobile number before continuing. An OTP will be sent to *****788

Buttons: **Verify Mobile**, **Proceed & Verify Later**

Navigation: **Students**, **Home**, **Info Corner**, **Sign In**

Click **Verify Mobile**

Please verify mobile number
(Please verify it by clicking the button)

Mobile Verification

Your Registered Phone Number is : *****655

Buttons: **Verify**, **Verify Later**

Click **Verify**

Please verify mobile number
(Please verify it by clicking the button)

Mobile Verification

Your Registered Phone Number is : *****655

Enter 4 digit OTP received in your mobile : []

If verification code is not received, Please click **Resend** button **OTP valid only for 00 minutes 59 seconds**

Buttons: **Submit**, **Verify Later**

Enter the OTP and click **Submit**

S SBTE Portal

Student Registration

Registration Successful

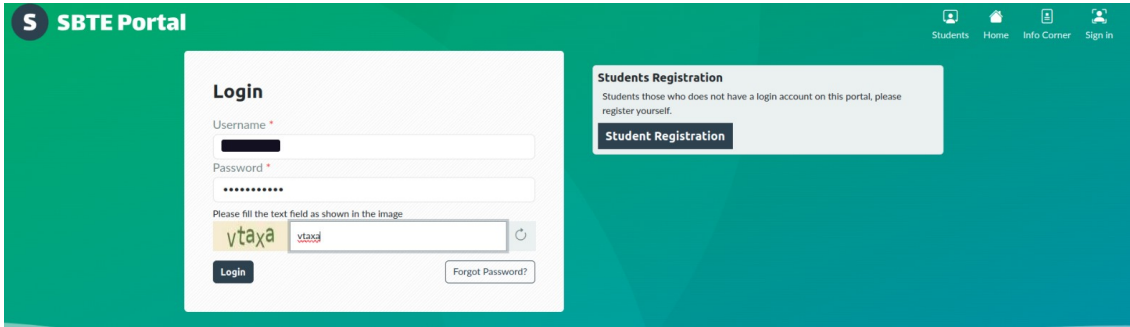
You may now login using [REDACTED] as username

Fields: **Name:** [REDACTED], **Email:** [REDACTED], **Mobile No.:** [REDACTED]

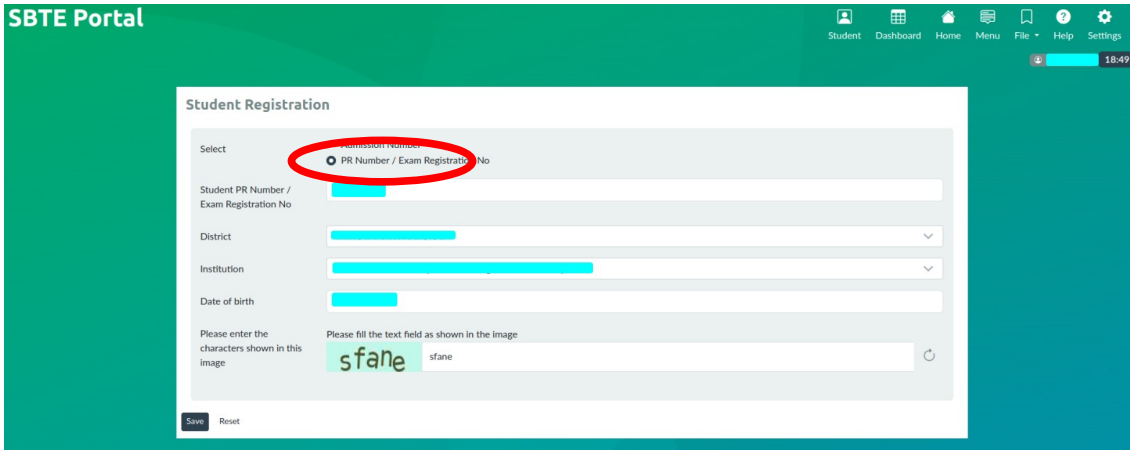
Button: **Log In**

Navigation: **Students**, **Home**, **Info Corner**, **Sign In**

Click **Log In** to continue



Enter the login credentials and click **Login**

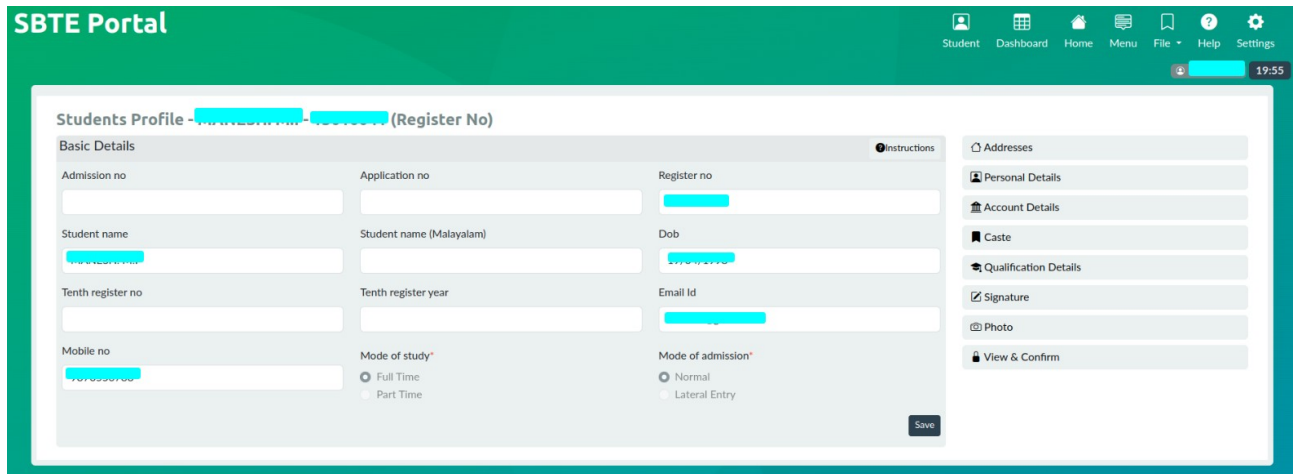


Select **PR Number / Exam Registration No**

Enter **PR Number / Exam Registration No**

Select the **district** where your institution is located and Select the **Institution**

Enter **Date of Birth** and Click **Save** button



Enter the Basic details (except Admission No and Application No)

Click **Save** button

Click each tab on the right side and fill in the details, Click **Save** button

INSTRUCTIONS

- All fields marked with * are mandatory
- After filling the form, click on save button at the bottom of the page.

Address Details

Permanent Address

| | |
|----------------------|----------------------------|
| Address | Sub locality 1 |
| <input type="text"/> | <input type="text"/> |
| Sub locality 2 | Locality |
| <input type="text"/> | <input type="text"/> |
| Pincode | Post office |
| <input type="text"/> | ----Select Post Office---- |
| State | District |
| ----Select State---- | Select District |

Communication Address Is Same As Above

Communication Address

| | |
|----------------------|----------------------------|
| Address | Sub locality 1 |
| <input type="text"/> | <input type="text"/> |
| Sub locality 2 | Locality |
| <input type="text"/> | <input type="text"/> |
| Pincode | Post office |
| <input type="text"/> | ----Select Post Office---- |
| State | District |
| ----Select State---- | ----Select District---- |

Save Close

INSTRUCTIONS

- All fields marked with * are mandatory
- After filling the form, click on save button at the bottom of the page.

Personal Details

| | |
|----------------------|--|
| Gender | Blood Group |
| Male | A+ |
| Father Name | Mother Name |
| <input type="text"/> | <input type="text"/> |
| Spouse Name | Guardian |
| <input type="text"/> | <input checked="" type="radio"/> Father <input type="radio"/> Mother <input type="radio"/> Other |

Save Close

INSTRUCTIONS

- All fields marked with * are mandatory
- After filling the form, click on save button at the bottom of the page.

Account Details

| | | |
|----------------------|----------------------|-----------------------------|
| IFS Code | Bank Account Number | Confirm Bank Account Number |
| <input type="text"/> | <input type="text"/> | <input type="text"/> |

Save Close

INSTRUCTIONS

- All fields marked with * are mandatory
- After filling the form, click on save button at the bottom of the page.

Caste Details

| | |
|-----------------|-----------------------|
| Religion | Category |
| Select Religion | Select Caste Category |

Save Close

INSTRUCTIONS

- All fields marked with * are mandatory
- After filling the form, click on save button at the bottom of the page.

Qualification Details (SSLC / Equivalent Qualification Details)

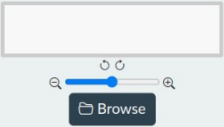
| | |
|---|---|
| Name of the Examination | Board of Examination |
| SSLC - Secondary school Leaving Certificate | Board of Public Examinations, Kerala |
| Register number | Year |
| <input type="text"/> | <input style="border: 1px solid red;" type="text"/> |

Save Close

① IMAGE UPLOAD SPECIFICATIONS

- Signature should be clear and without any overwriting on a white paper sheet
- Image size Should be 300x75px
- Image should be of the format jpg, jpeg
- Click browse / change button to choose image
- Move the image to adjust
- Click Browse/Change button to upload/change image

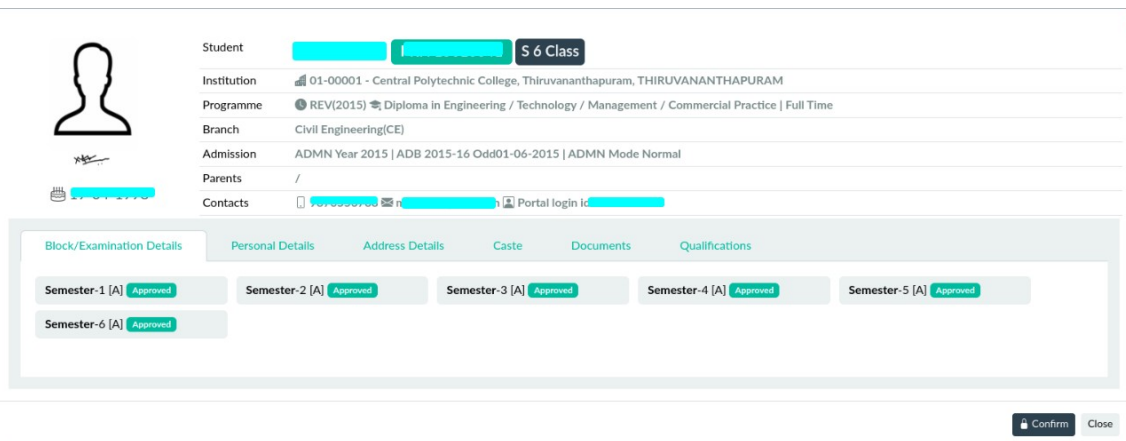

Upload Signature in 300x75 Dimension



① IMAGE UPLOAD SPECIFICATIONS

- Image should be of the format jpg, jpeg
- Image size Should be 150x200px
- Image should be of the format jpg, jpeg
- Click browse / change button to choose image
- Move the image to adjust
- Click Browse/Change button to upload/change image

Upload Photo in 150x200 Dimension



Student [Redacted] **S 6 Class**

Institution 01-00001 - Central Polytechnic College, Thiruvananthapuram, THIRUVANANTHAPURAM

Programme REV(2015) Diploma in Engineering / Technology / Management / Commercial Practice | Full Time

Branch Civil Engineering(CE)

Admission ADMN Year 2015 | ADB 2015-16 Odd01-06-2015 | ADMN Mode Normal

Parents /

Contacts [Redacted] Portal login id [Redacted]

Block/Examination Details | Personal Details | Address Details | Caste | Documents | Qualifications

Semester-1 [A] **Approved** | Semester-2 [A] **Approved** | Semester-3 [A] **Approved** | Semester-4 [A] **Approved** | Semester-5 [A] **Approved**

Semester-6 [A] **Approved**

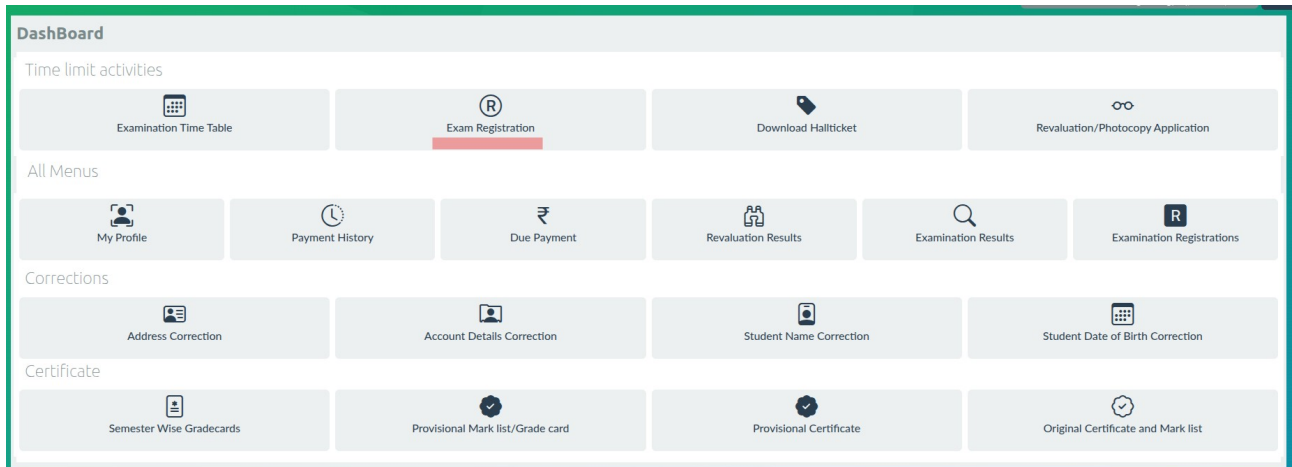
Confirm **Close**

Click "**View & Confirm**" and verify the entered details.

Once the Confirm button is clicked, the data cannot be edited.

2. Examination Registration

Login to SBTE portal: <https://www.sbte.kerala.gov.in/>



Click **Exam Registration**

Attention

- If you notice any discrepancies in the given data, please contact in any of these telephone numbers. Necessary steps will be taken. ☎0471-2775440/43, 2775408
- If you are eligible for Examination fee concession under SC / ST / OEC / KPCR but fee is listed, report to your Principal before making payment.

- If you are unable to complete the epayment transaction, try it again after 10 minutes.
- എന്തെങ്കിലും കാരണവശാൽ ഈപേയ്മെന്റ് പൂർത്തിയാക്കാൻ സാധിച്ചില്ലെങ്കിൽ 10 മിനിറ്റിനു ശേഷം വീണ്ടും ചെയ്തു നോക്കുക
- Please ensure that all required subjects are added before submission. No further changes or modifications will be allowed once the examination is submitted.
- പരിക്ഷ സമർപ്പിക്കുന്നതിന് മുമ്പ് ആവശ്യമായ എല്ലാ വിഷയങ്ങളും ചേർത്തിട്ടുണ്ടെന്ന് ഉറപ്പാക്കുക, ശേഷം കൂടുതൽ മാറ്റങ്ങളോ പരിഷ്കരണങ്ങളോ അനുവദനീയമല്ല.

[129] Diploma Examination In Engineering/Technology/Management/Commercial Practices - Revision(2010) - Mercy Chance. Register

Read the instructions and then Click **Register**

| Semester - 4 (Backlog) | | | | |
|--------------------------|-------------|--|------|------------------|
| # | Course Code | Course Name | Type | Status |
| 1 | 3045 | APPLIED THERMODYNAMICS | Core | Add |
| 2 | 3046 | MATERIAL SCIENCE AND STRENGTH OF MATERIALS | Core | |

| Semester - 3 (Backlog) | | | | |
|--------------------------|-------------|--|------|------------------|
| # | Course Code | Course Name | Type | Status |
| 1 | 3038 | ELECTRICAL AND ELECTRONICS ENGINEERING | Core | Add |

| Semester - 2 (Backlog) | | | | |
|--------------------------|-------------|--------------------------|------|------------------|
| # | Course Code | Course Name | Type | Status |
| 1 | 1015 | TECHNICAL MATHEMATICS II | Core | Add |

Examination Center

Choose Exam Centre: Yes No

Select District of Examination Center: Select Examination Center:

Register

Click **Add button** to include all the subjects in that semester to the examination registration list.

Please ensure that all supplementary subjects are correctly listed. If there are any discrepancies in the subjects marked as backlog,

contact the JCTE Office at 0471-2775440 before proceeding with registration

| Semester - 4 (Backlog) | | | | |
|--------------------------|-------------|--|------|------------------------|
| # | Course Code | Course Name | Type | Status |
| 1 | 3045 | APPLIED THERMODYNAMICS | Core | Remove |
| 2 | 3046 | MATERIAL SCIENCE AND STRENGTH OF MATERIALS | Core | |

| Semester - 3 (Backlog) | | | | |
|--------------------------|-------------|--|------|------------------------|
| # | Course Code | Course Name | Type | Status |
| 1 | 3038 | ELECTRICAL AND ELECTRONICS ENGINEERING | Core | Remove |

| Semester - 2 (Backlog) | | | | |
|--------------------------|-------------|--------------------------|------|------------------------|
| # | Course Code | Course Name | Type | Status |
| 1 | 1015 | TECHNICAL MATHEMATICS II | Core | Remove |

Examination Center

Choose Exam Centre: Yes No

Select District of Examination Center:

Select Examination Center:

[Register](#)

✓ Select District of Examination Center

- ERNAKULAM
- KOZHIKODE
- THIRUVANANTHAPURAM

Once the Examination Center has been selected, it cannot be changed
Choose the Examination Center by selecting the District and Examination Center then Click **Register**

| Examination Fee | | | |
|-----------------|--|--------|-------------------------------------|
| # | Component | Amount | Eligible For Fee Concession |
| 1 | Supplimentary Fee[10-1002]TECHNICAL MATHEMATICS I | 1000 | <input checked="" type="checkbox"/> |
| 2 | Supplimentary Fee[10-1003]APPLIED SCIENCE I | 0 | <input checked="" type="checkbox"/> |
| 3 | Supplimentary Fee[10-2004]INDUSTRIAL MANAGEMENT & SAFETY | 0 | <input checked="" type="checkbox"/> |
| 4 | Supplimentary Fee[10-4020]AUTOMOBILE TRANSMISSION | 0 | <input checked="" type="checkbox"/> |

Total Amount to be paid: 1,000

[Proceed To Payment](#) [Edit Registration](#)

Students with fee concession who have initiated registration request may cancel the transaction and proceed for calculating the fee again.

The fee amount is calculated based on the number of supplementary subjects and **Verify** the subjects and click **Proceed To Payment**
The page will be redirect to e-Treasury payment gateway.
After completing the payment through the gateway, you will be redirected to the page where the exam registration receipt can be downloaded from the SBTE portal.

* * * * *